

FOTRON

Autowind cartridge camera - posted 4-22-'03

This camera manual library is for reference
and historical purposes, all rights reserved.

This page is copyright© by mike@butkus.org, M. Butkus, NJ.

This page may not be sold or distributed without
the expressed permission of the producer.
I have no connection with any camera company.

On-line camera manual library

If you find this manual useful, how about a donation of \$3 to:

**M. Butkus, 29 Lake Ave., High Bridge, NJ 08829-1701
and send your e-mail address so I can thank you.**

**Most other places would charge you \$7.50 for a electronic copy
or \$18.00 for a hard to read Xerox copy.**

**This will help me to continue to host this site,
buy new manuals, and pay their shipping costs.**

It'll make you feel better, won't it?

If you use Pay Pal, use the link below.

Use the above address for a check, M.O. or cash.



www.PayPal.me/butkus

Venmo @mike-butkus-camera Ph 2083

[Back to main camera manual page](#)

**[Interesting facts about this "door to door" camera
by Googling the name and a lawsuit link here](#)**



(webmaster: one would have to say this is the "first" autowind camera. It also seems to be like the Chinon Belami AF with the flash unit is always on. The rechargeable batteries in this model seem to be very weak.)

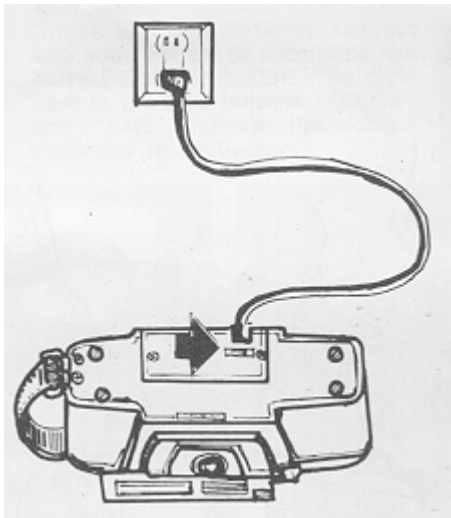
Takes the work out of photography

- makes picture taking fun!

Please read the following hints and procedures which will assure you of taking the best possible pictures.

DO NOT attempt to disassemble your camera. It should be done only by an authorized serviceman.

CHARGING YOUR FOTRON



We suggest that you leave your Fotron "plugged in" to a standard 110 Volt - 115 Volt 50/60 Cycle A.C. outlet. This will insure you of a fully charged camera for that unexpected occasion or trip. The neon light stays on while you Fotron is charging. If you Fotron has not been used or charged for 30 - 45 days:

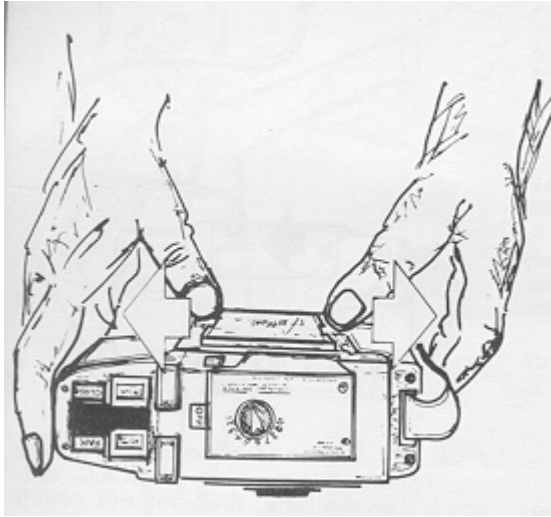
- * Charge overnight (approx 18 hours) You may shoot one magazine of film. No more.
- * Should you intend using more that one snap load magazine of film, we recommend charging your Fotron for 72 hours or longer.
- * Should you decide to store your Fotron, you may do so after charging for a minimum of 72 hours.

A simple step-down transformer will be necessary for charging your Fotron in countries whose standard (current) voltage is other than 115 volts. A.C. This transformer may be purchased from Traid for \$10.50 plus tax.

A voltage inverter is necessary to charge your Fotron while traveling. When AC Voltage is not available, this unit will permit you to charge your Fotron from the cigarette lighter socket in your car.

THE MORE YOU USE YOUR FOTRON CAMERA, THE MORE YOU WILL LIKE IT.

LOADING YOUR FOTRON



Here is the correct way of loading your Fotron:

[] Place camera face down with the base of the camera towards you.


[] Place snap-load magazine over recessed area at the back of the camera.

[] Place both thumbs on the Magazine Clamps and pull outwards. The magazine will fall into the recess.

IMPORTANT: Push down the right side of the snap-load first. Then immediately on the left side. Magazine is now locked in place. Don't be alarmed with HUM of film winding to first exposure #10. Camera will stop at this position. The white arrow on top of the camera will tell the number of remaining pictures. **DO NOT ATTEMPT TO REMOVE MAGAZINE UNTIL ALL 10 PICTURES ARE TAKEN.**

1. Press "INDOOR" or "OUTDOOR" button to turn "ON" your Fotron. Allow sufficient time (about 15 seconds for the indicator lights on either side of the lens to blink at least five times.

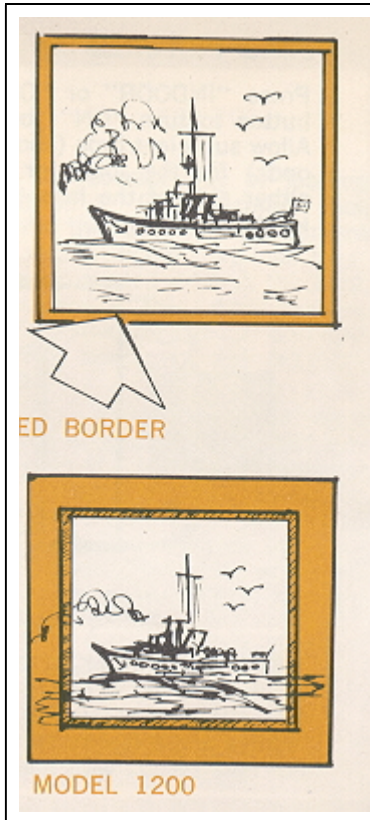
2. Check distance between subject and your Fotron to determine the correct distance button. The slots next to the take buttons "CLOSE" and "FAR" indicate the correct distances respectively.



Three BUTTON MODELS

In the earlier 3 button models, the, MEDIUM range covers 6 feet to 8 feet indoors and 6 feet to 10 feet outdoors. For best results with these models we recommend that you limit your outdoor exposures for deep shade and night pictures only. For excellent results outdoors use FAR button for subjects from 7 feet to infinity in bright sunlight.

TAKING PICTURES



Raise camera to eye level and "frame" subject **within red border**. Camera must be switched "ON".

In the earlier model 1200 only - In this model, confine your subject to inner square in viewfinder.

Now press the correct "DISTANCE" button and the built in strobe will flash. The camera will snap your picture and automatically advance to the exposure.

IMPORTANT HINT. We suggest that immediately after taking a picture, you depress the "OFF" button. This procedure automatically prevents any additional drain on the battery and will allow you to take more pictures before recharging your Fotron.

TAKING OUTDOORS PICTURES

* On bright sunny days, your Fotron will take beautiful pictures by pressing the "OUTDOOR" button. You may disregard the blinking lights in front on your camera. (**Strobe not required.**)

When taking pictures outdoors of people or scenery color will be brighter if the sun is situated behind at the photographer's back so the sun is shining directly on the subject being photographed.

When using your strobe outdoors at night, stay within 15 feet on your subject.

TAKING INDOOR PICTURES

* The Fotron built-in Sunburst strobe will throw light a maximum distance of 15 feet. After you have turned on the camera, wait until the small indicator lights have blinked at least 5 times, before you snap each picture.

* Use indoor setting. Allow sufficient time for lights on either side of lens to blink at least 5 times. Remember you need the built-in strobe to light up your subject. Your Fotron will add that extra sparkle to make that good picture excellent.

FOR CLOSE SHOTS

Take close-ups of people. Stay within 4 feet to 7 feet of the subject. Have subject in bright clothing or standing near brightly colored objects.

FOR DISTANCE SHOTS

Compose your pictures with a strong | center of interest. Hold camera so I that the composition of your photo graph is more interesting.

ORDERING FILM

To avoid delays in handling and processing your film and reprint orders we recommend that all film orders and reprint orders be made in the green mailing envelopes provided. At all times, please avoid sending monthly payments with film orders.

STORING FILM

Often times we fail to recognize the importance of storing color film. The manufacturer recommends storing color film in "Cool, Dry Places."

We recommend storing Fotron Snap. Load Magazines in sealed plastic bags in your refrigerator. By using this method, color film can be safely stored over a long period of time.

That's it. If you have any questions regarding performance or operation of your Fotron Color Camera, please contact our Customer Relations Department at: TRAIID D CORPORATION. 777 FLOWER S. REET, GLENDALE, CALIFORNIA 91201, (213) 247-3000. We'll be happy to serve you. Now, prepare yourself for the most exciting photography you've ever experienced.

"FOR YOUR PROTECTION "

Traid guarantees the Fotron Camera for two years from date of purchase under normal use against defects in material and workmanship and agrees to repair, or at its option to replace, free of charge, the Fotron Camera when returned to Traid. After two years, Traid agrees to make any necessary repairs to the Fotron Camera at its average cost and shipping charges for repairs completed on all cameras.

FOTRON FLYER - Click to see the flyer on this wonderful camera.

Now! Take
Gorgeous Color Photos
like these




...without flashbulbs or cubes
...without fussing with dials,
gadgets or gismos!

MAIL POSTAGE-FREE CARD INSIDE
FOR FREE INFORMATION











The amazing **FOTRON**[®] Color Camera

Works electronically — loads in 2 seconds!

Fotron is so easy to use it makes "automatic" cameras seem complicated. You never even touch the film. Just push the proper button and Fotron takes over — focuses the lens, sets the exposure, fires the flash, snaps the picture, moves the film to the next exposure and tells you how many shots are left. The built-in Sunburst[®] electronic flash goes off every time you shoot, giving you "sunlight" day or night.



FOTRON does away with these 12 gadgets!

					
NO FILM TO HANDLE	NO FILM KNOB TO WIND	NO SPOOLS TO THREAD	NO LOCKS TO OPEN	NO METERS TO READ	NO DOORS TO PRY
					
NO BATTERIES TO BUY	NO FOCUS KNOBS TO ADJUST	NO FLASH CUBES TO BUY	NO "F" STOPS TO FIGURE	NO FLASH GUNS TO ATTACH	NO ASA RATINGS TO WORRY ABOUT


Now! Anyone 8 to 80 can take Wonderful Color Photos! Just push two buttons!

Here's the ideal camera for anyone who wants to take great color photos every time — especially the 99 out of 100 wives who refuse to fuss with their husband's cameras. Even the amateur can get beautiful color pictures, breathtaking color slides and dazzling black-and-white photos — day or night — with amazing ease!

No power-failure problems. Fotron comes with its own power pack and recharger built-in. To restore energy, just plug the camera into any standard wall outlet.

Fotron saves you money, too! You never have to buy gadgets, attachments, battery or bulb accessories. Think how much money you could save on flash-bulbs alone!

Get all the exciting details—free! The electronic age has brought great improvements in the photographic arts formerly available to a few. Now Traid Corporation has combined many of these improvements in the amazing Fotron — the revolutionary color camera for amateurs like you — and invites you to learn about it free.



Great
Color
Photos
easy as
1, 2, 3!

<p>1. SNAP the 10-shot film magazine into place. No need to touch film.</p>	<p>2. PRESS the "indoors" or "outdoors" button.</p>	<p>3. PUSH the proper "take" button, and you've taken a great color photo.</p>

Mail Card today for **FREE FACTS!**

Delighted FOTRON® Owners Write...

"It's really fun to take pictures with our Fotron Camera. My Dad used to take all the pictures, but now he lets me take them. I think they're just as good as his. Mom takes great pictures too." — Randy Jepko, Utah



"... excellent pictures" "With six children, there are many birthdays and holidays to record on film. With the simplicity of the Fotron Camera, we get excellent pictures, indoors and outdoors, day or night. Thank you for making such a fine camera available." — Mrs. Louis Pastel, Calif.

"... no-effort camera" "No flashbulbs to buy, no light meter to read, no adjustments to make, no time lost changing film ... In fact, Fotron is a no-effort camera that takes fantastic color pictures. I get the same results in bright sunlight or shade ... a very good picture!" — John Phipps, Okla.



"... does all the work" "No worrying with settings or lighting conditions, this camera does all the work for you. Forget all about flashbulbs, batteries and rolling film ... just push the button and that's it. I'm proud of my Fotron Color Camera and the pictures I take with it." — Miss Susan Bruner, Ky.

©T.M. Reg.

Mail Postage-Free Card For
FREE INFORMATION

on the amazing FOTRON Color Camera
that gives you wonderful pictures every time! No obligation!

Our Famous **DOUBLE GUARANTEE**

CAMERA GUARANTEED

Traid Corporation guarantees the Fotron Camera for 2 full years under normal use, against all defects in material and workmanship! We'll repair or replace (our option) the camera free when it is returned to us. After 2 years and as long as you have your Fotron, we will make necessary repairs at our costs and shipping charges.

PICTURES GUARANTEED

Traid Corporation guarantees you 10 color prints for every 10-exposure Traid Snap-Load® film magazine sent to us for processing! If for any reason a picture doesn't come out, we will send you a certificate good for a free reprint of any other Fotron picture of your choice.




TRAID CORPORATION

777 Flower Street • Glendale, Calif. 91201

FREE INFORMATION CERTIFICATE

TRAID CORPORATION, GLENDALE, CALIFORNIA 91201

W. P. P.



Gentlemen:

Please see that I receive free facts about the amazing FOTRON Color Camera — the pushbutton electronic camera that does away with gadgets and accessories, takes great pictures yet saves me money. I understand there is no cost or obligation for this information.



Name _____

Address _____

City _____

State _____ Zip _____

**MAIL TODAY
NO POSTAGE STAMP NEEDED**

SP-45